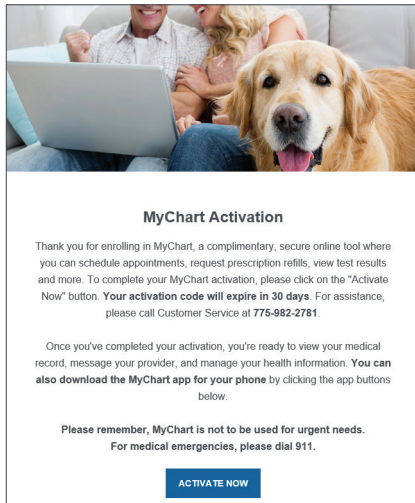


Two Ways To Sign Up For MyChart

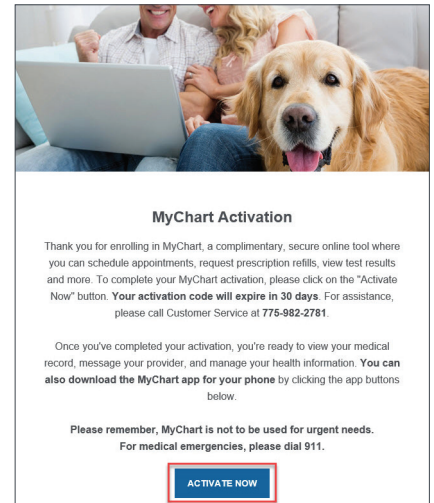
MyChart is a free, secure online patient portal that allows you to manage your healthcare information. We have two ways to help you get set up with your MyChart account. Both of these options can be started by visiting mychart.renown.org.

Sign up with Activation Code

1 Users will receive an instant activation email.



2 Click Activate Now.



3 Enter a username, create a password, enter DOB, Zip Code, and check the box to agree to Terms and Conditions. Click Submit.

MyChart Signup

Username
OVERFLOW

Create Password
ID

Show

Date of Birth
mm / dd / yyyy

ZIP Code
xxxxx

I agree to the Terms and Conditions.

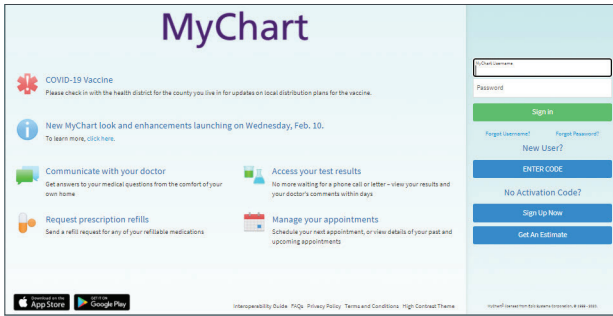
[Submit](#)

4 Sign-up Confirmed.

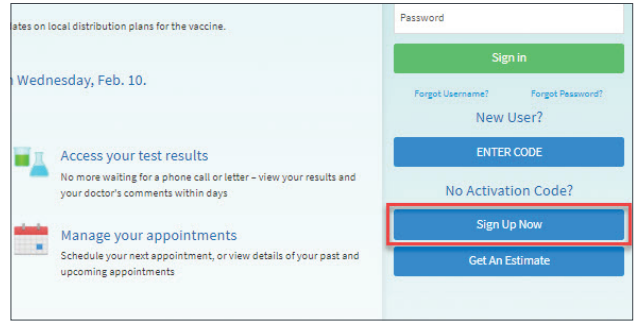


Self Sign-Up Without an Activation Code

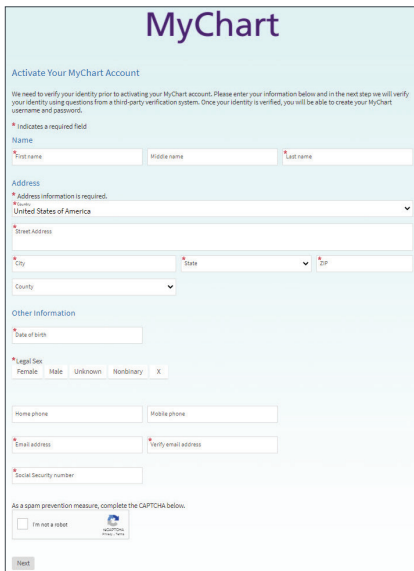
1 Sign-up from MyChart website or MyChart Mobile.



2 Select Sign Up Now.



3 Enter required information indicated by the *, check the box for I'm not a robot, and select Next.



4 Identity will be verified using a third-party system (Experian).

